

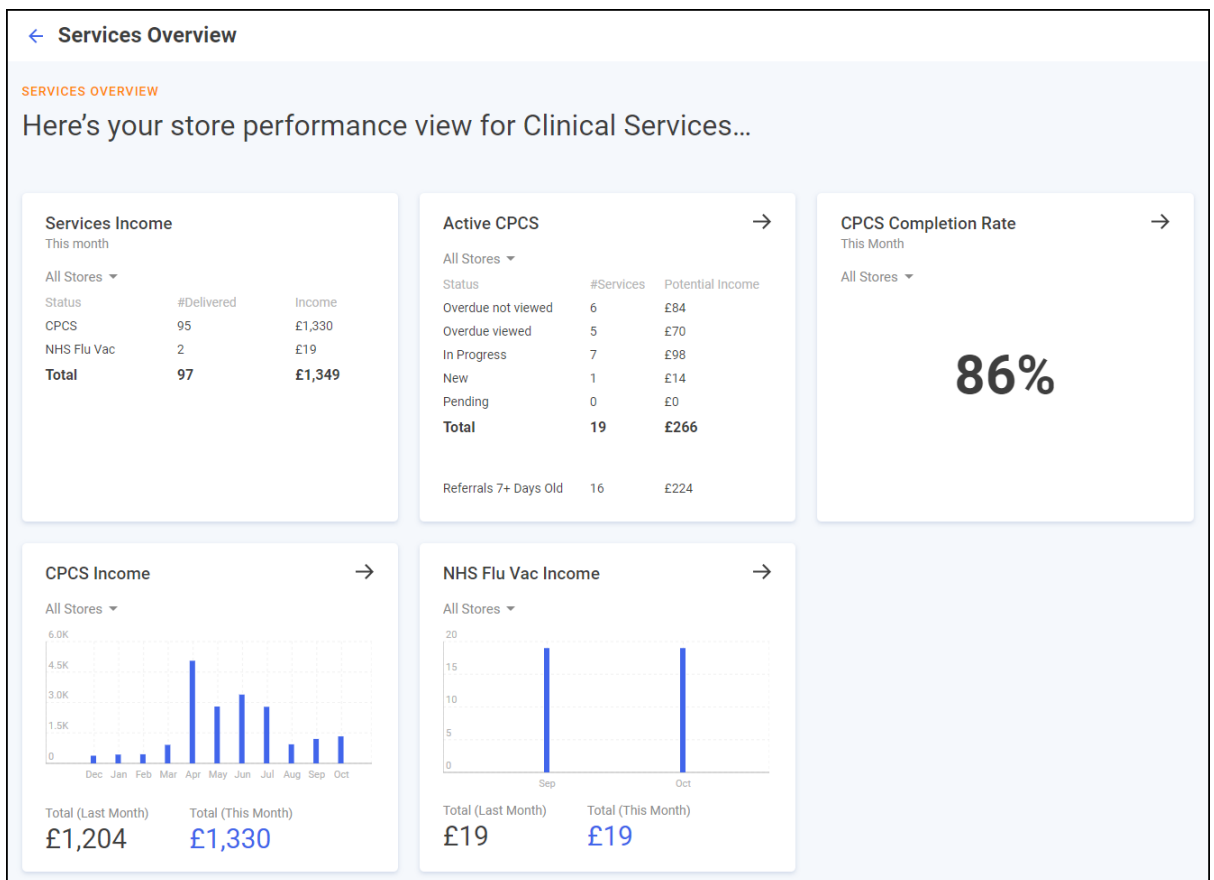
Pharmacy Intelligence Hub Release 4.5

Summary of Changes

October 2022

Pharmacy Intelligence Hub release **4.5** includes the following new features and improvements:

- **Services Overview** - The **Services Overview** screen displays an easy to follow overview of all services in your **Pharmacy Intelligence Hub**:

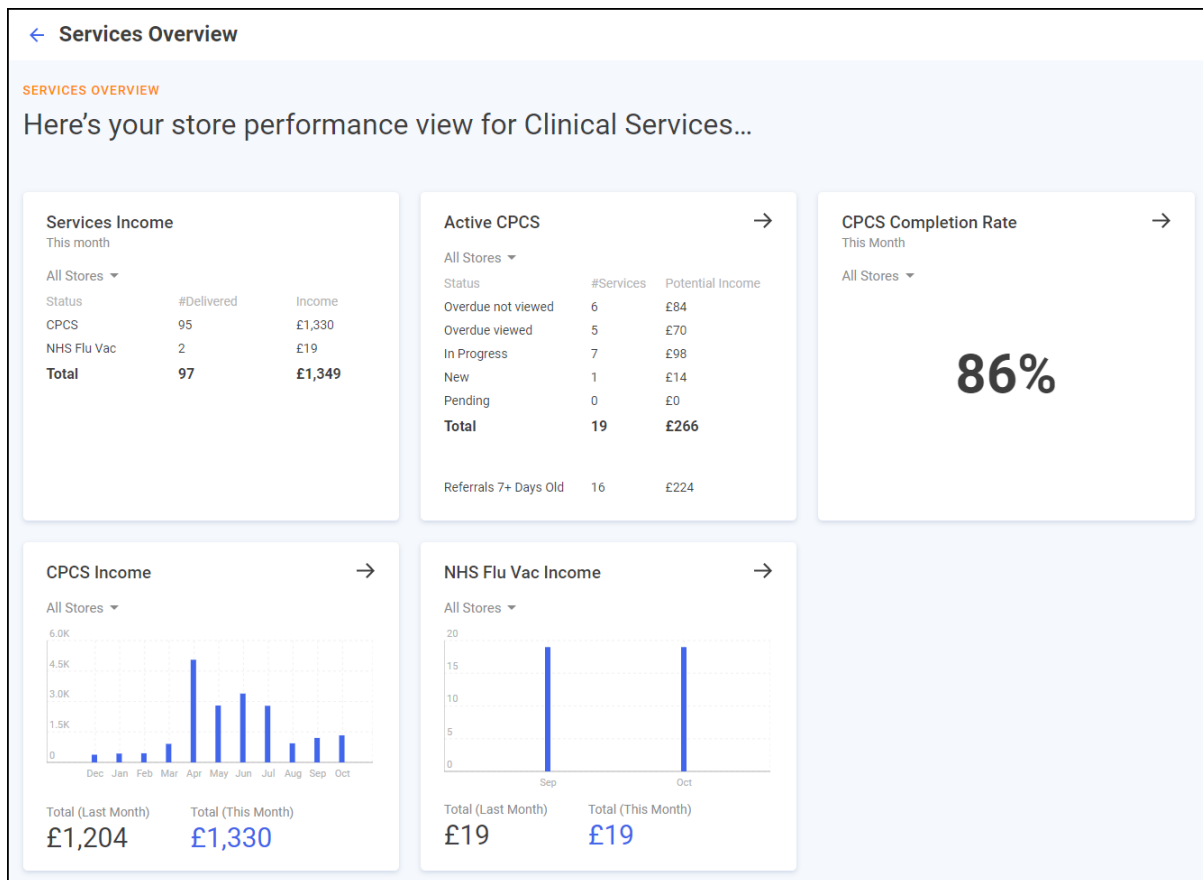


→ See [Services Overview](#) on page [2](#) for more details.

- This release also includes some background fixes and improvements to **Pharmacy Intelligence Hub**.

Services Overview

The **Services Overview** screen displays an easy to follow overview of all services in your **Pharmacy Intelligence Hub**:



Navigating the Services Overview Screen

The **Services Overview** screen includes the following information:

- [Services Income](#) on page [3](#)
- [Active CPCS - English Pharmacies only](#) on page [4](#)
- [CPCS Completion Rate - English Pharmacies only](#) on page [5](#)
- [CPCS Income - English Pharmacies only](#) on page [6](#)
- [NHS Flu Vac Income](#) on page [7](#)

Services Income

Services Income		
This month		
All Stores ▾		
Status	#Delivered	Income
CPCS	95	£1,330
NHS Flu Vac	2	£19
Total	97	£1,349

The **Services Income** tile displays a summary of the delivered total and income for the various services across your group. The filter defaults to **All Stores**, use the available list to filter for specific stores:

Services Income		
This month		
All Stores ▾	← Filter data	
Status	#Delivered	Income
CPCS	95	£1,330
NHS Flu Vac	2	£19
Total	97	£1,349

Active CPCS - English Pharmacies only

Active CPCS →		
All Stores ▾		
Status	#Services	Potential Income
Overdue not viewed	6	£84
Overdue viewed	5	£70
In Progress	7	£98
New	1	£14
Pending	0	£0
Total	19	£266
Referrals 7+ Days Old	16	£224

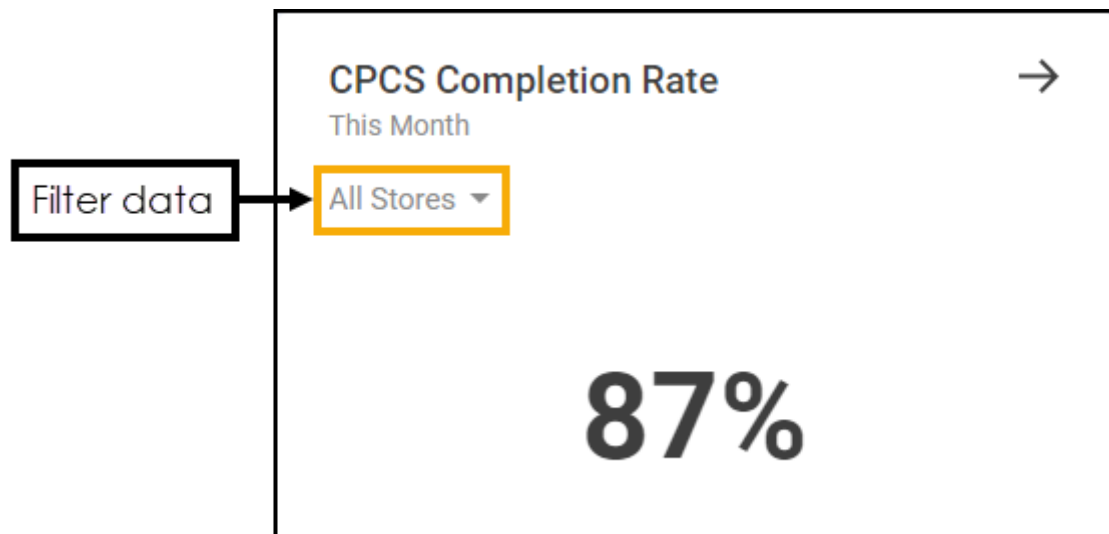
The **Active CPCS** tile displays a summary of the number and potential income for the various status' of active CPCS referrals across your group. The last line also highlights referrals that are showing as **Active**, seven days after creation date. The filter defaults to **All Stores**, you can use the available list to filter for specific stores:

Active CPCS →		
All Stores ▾	Filter data	
Status	#Services	Potential Income
Overdue not viewed	6	£84
Overdue viewed	5	£70

 Select the arrow  to open the [CPCS - Active](#) screen.

CPCS Completion Rate - English Pharmacies only

The **CPCS Completion Rate** tile displays the average **CPCS** completion rate for all stores as default, use the available list to filter for specific stores:





Completed Referrals Group Rate Calculation

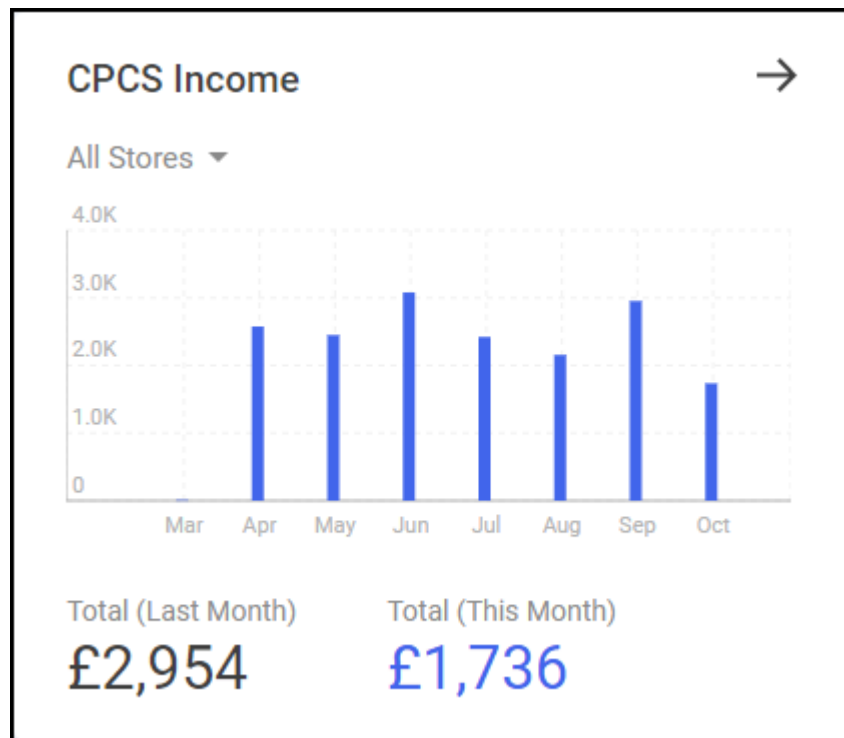
The completed referrals group rate percentage is the number of complete referrals divided by the total of complete and unable to complete referrals across all stores in your group.

Completed Referrals Store Rate Calculation

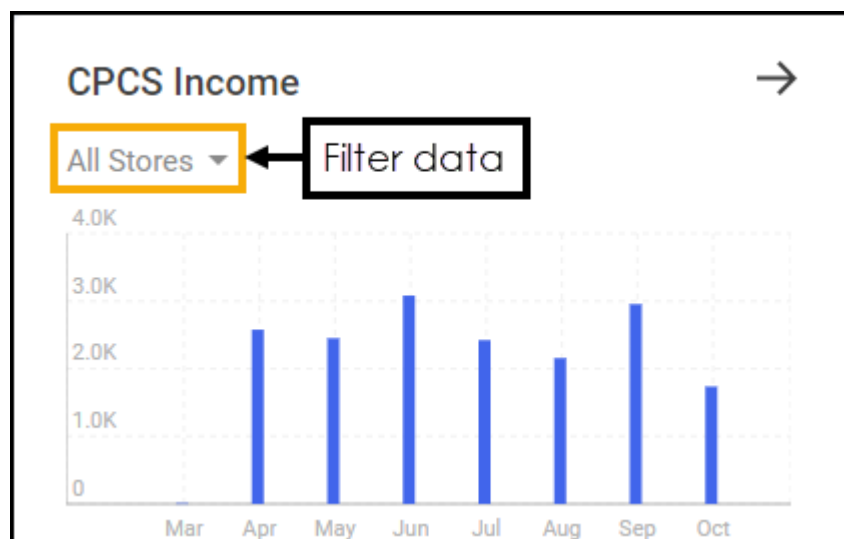
The completed referrals store rate percentage is the number of completed referrals divided by the total of complete and unable to complete referrals for the store.

 Select the arrow  to open the [CPCS - Completed](#) screen.

CPCS Income - English Pharmacies only



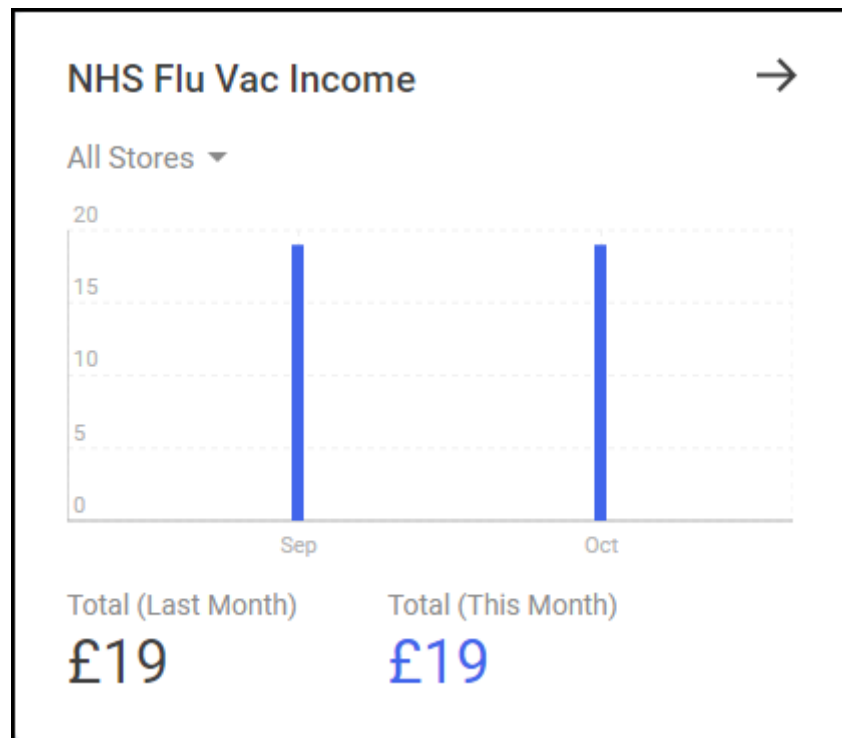
The **CPCS Income** file provides a snapshot of the last 12 months' CPCS data. The filter defaults to **All Stores**, use the available list to filter for specific stores:



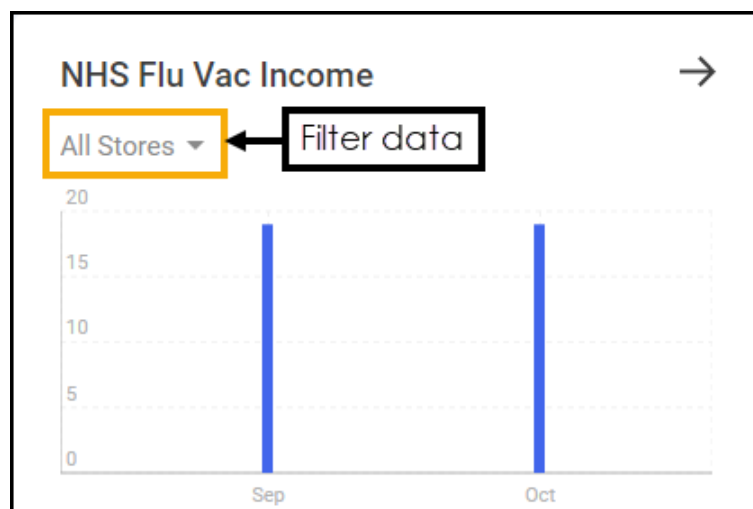
- **Graph** - The **CPCS Income** graph displays the income for each month for the selected filter. Hover over a month to display the exact figure.
- **Total (Last Month)** - Displays the total income value for last month.
- **Total (This Month)** - Displays the expected total income for this month so far.

→ Select the arrow → to open the [CPCS - Completed](#) screen.

NHS Flu Vac Income



The **NHS Flu Vac Income** tile provides a snapshot of Flu data from the last 12 months. The filter defaults to **All Stores**, use the available list to filter for specific stores:



- **Graph** - The **NHS Flu Vac Income** graph displays the NHS income for each month for the selected filter. Hover over a month to display the exact figure.
- **Total (Last Month)** - Displays the total NHS income for last month.
- **Total (This Month)** - Displays the expected total NHS income for this month so far.

→ Select the arrow  to open the [Flu Vaccinations Completed](#) screen.
