


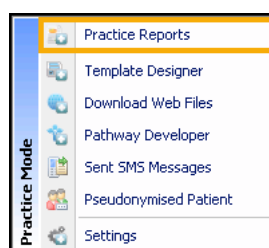
High Value Patients


High Value Patients are a list of the top 25 patients with outstanding indicators that have a corresponding high points/financial value. These are essentially the patients who, if the surgery calls in and completes the outstanding indicators, are worth more than the average patient. This can be due to the fact that they display on multiple registers or indeed are one of a few patients on a small register, which needs only one more patients to meet the threshold to achieve full points for that indicator.

The High Value Patients list is most useful towards the end of the QOF/QAIF period having the most impact in the last few weeks.

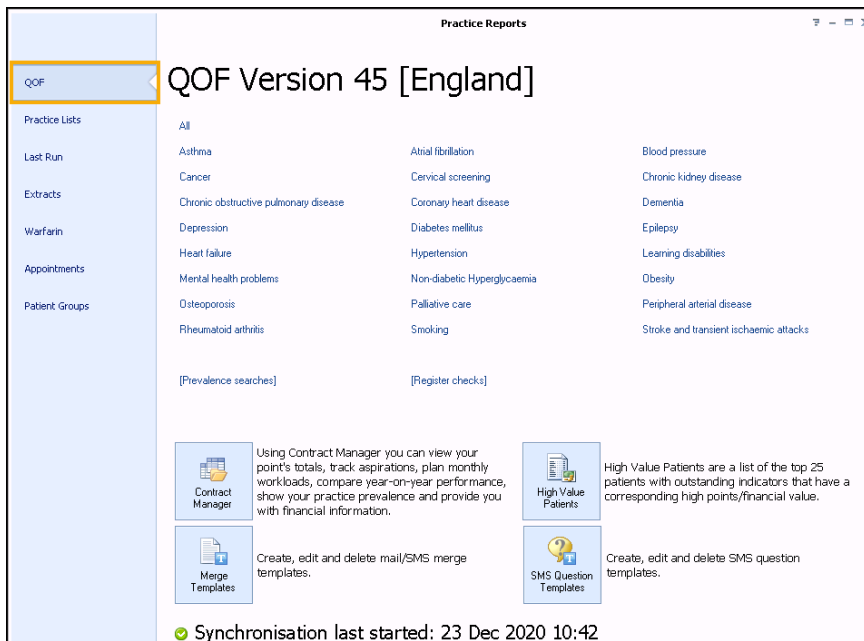
To open **High Value Patients**:

1. Login to **Vision 3**.
2. From the **Windows Notification Area**, right click **Vision+**  and select **Practice Reports**:



 **Note** - To access **Practice Reports**, you must not have a patient selected in **Consultation Manager**.

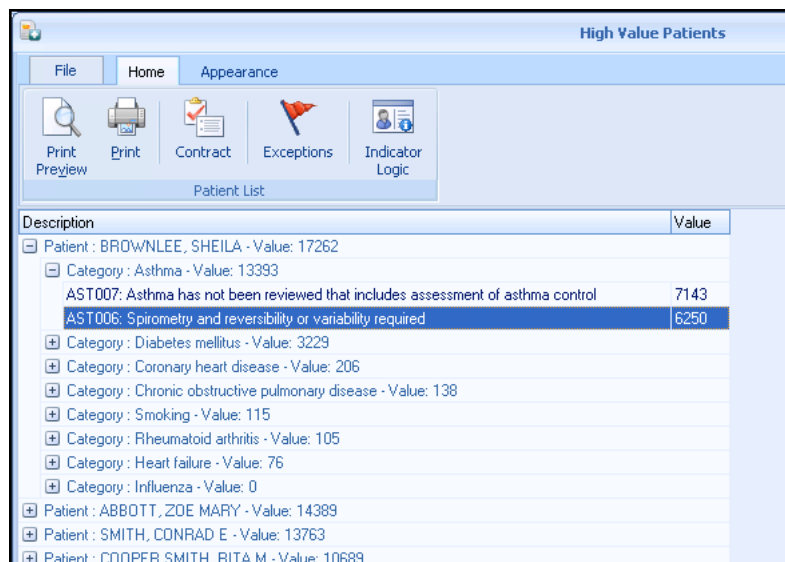
3. **Practice Reports** opens by default on the **QOF/QAIF** screen:






4. Select **High Value Patients**

5. The **High Value Patients** screen displays:




Description	Value
[-] Patient : BROWNLEE, SHEILA - Value: 17262	
[-] Category : Asthma - Value: 13393	
AST007: Asthma has not been reviewed that includes assessment of asthma control	7143
AST006: Spirometry and reversibility or variability required	6250
[+] Category : Diabetes mellitus - Value: 3229	
[+] Category : Coronary heart disease - Value: 206	
[+] Category : Chronic obstructive pulmonary disease - Value: 138	
[+] Category : Smoking - Value: 115	
[+] Category : Rheumatoid arthritis - Value: 105	
[+] Category : Heart failure - Value: 76	
[+] Category : Influenza - Value: 0	
[+] Patient : ABBOTT, ZOE MARY - Value: 14389	
[+] Patient : SMITH, CONRAD E - Value: 13763	
[+] Patient : COOPER SMITH, RITA M - Value: 10689	

Select **Expand**  on a patient, the list shows exactly which indicators provide what points.

6. This list can be printed or the usual data entry tools are available by right-clicking on the indicators.

 See [Working with Data within the Patient Target Lists](#) in the **Vision+ Help Centre** for details.

 **Note** - Patients who are seen and the data recorded are automatically removed from the report next time it is run.
