




Using Our Help Centre

The following are some hints and tips to getting the most out of our **Help Centres**:

- **Check you are looking at the most recent version** - If you have cookies enabled on your device, it automatically shows you a cached (saved) version of the website you are viewing. This is great as it speeds up your experience, but it may not show you the latest information. Select **Refresh**  on your browser to see the latest version of the page.
- **Use the Search option** - If you are looking for a topic, instead of second guessing where it may be in the hierarchy of the **Help Centre**, enter a word or two in the **Search**  and press return.
- **Returning to the main Help Centre screen** - Simply select the product logo in the top left corner to return to the main **Help Centre** screen.
- **Printing Topics** - Any topic can be printed by selecting **Printer**  from above the topic header, to the right of the screen.
- **Cegedim Healthcare Solutions** - Select the **Cegedim Healthcare Solutions** logo from the bottom of the main **Help Centre** screen to access the **Cegedim Healthcare Solutions** website.
- **Video Tutorials** - If you are on a managed service, for example, AEROS, you must view videos from your local desktop.



Training Tip - Press **F1** on your keyboard when you are in the product to view the associated **Help Centre**.
