




Cegedim Healthcare Solutions Flash Card

The Benefits of Automatic Drug Checks

When you add a medication, **Vision 3** automatically runs the following drug checks depending on your set up:

- **Drug Sensitivities** – Checking to see if this patient has any drug allergies or adverse reactions recorded for the medication you are prescribing.

 **Note** - You are prevented from prescribing an item to which a patient has a **Potentially Fatal** drug sensitivity recorded.

- **Interactions** – Indicated by traffic lights and red bars :
 - **Green light** – No drug Interactions.
 - **Yellow light** - Context sensitive interactions exist, for example elderly or females, those on digoxin.
 - **Single red bar** - Warning that mild interaction exists.
 - **Two red bars** - Avoid if possible, serious interaction exists.
 - **Three red bars** - Life threatening interaction exists.
- **Contraindications, Precautions and Prescriber Warnings** - Indicated by flags :
 - **Green flag** - None exist.
 - **Yellow flag** - General contraindications, precautions and/or prescriber warnings exist.
 - **Red Flag** - Patient specific contraindications, precautions and/or prescriber warnings exist.
- **Drug Doubling** – Indicated by blue bars :
 - **One blue bar** - Same action group.
 - **Two blue bars** - Same ingredient.
 - **Three blue bars** – Same drug.

 See [Drug Checks](#) and [Consultation Manager Setup – Drug Check](#) in the **Consultation Manager Help Centre** for full details.
