



















Consultation Manager Desk Aid

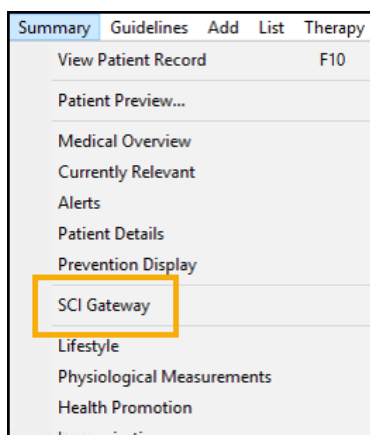
The following options are commonly used from the **Consultation Manager** toolbar:

-  **Appointment List** - Displays your appointment list.
-  **Select Patient (F3)** - Select to find a patient's record.
-  **Open/Close a Consultation (F7)** - Select to open or close a consultation, this displays as depressed when a consultation is open.
-  **Patient Record View (F10)** - Select to display the patient record.
-  Select to open/close the **Local Guideline Index**.
-  **Local Reports Index**
-  **Add Medical History** - Select to add a medical history clinical term

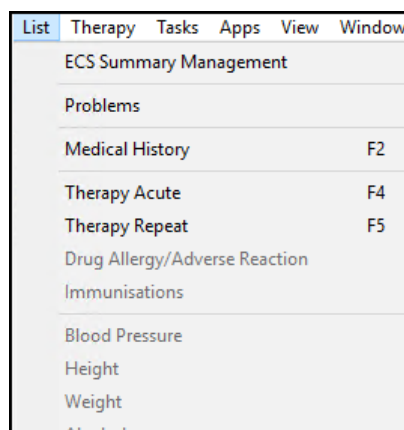
-  **Referral Add** - Select to record a referral
-  **Add Therapy Advice** - Select to open the **Therapy Advice** screen, record advice and print on the right-hand side of a prescription
-  **Therapy Acute (F4)** - Select to display the patient's issued and acute therapy.
-  **Therapy Repeat (F5)** - Select to display and maintain the patient's repeat medication. details.
-  **Electronic Test Requesting** - Select to access electronic testing services.
-  **Show/Hide sensitive data** (priority zero) - Select to hide or display priority zero **Medical History** entries on screen.
-  **Patient Warning** - Select to view or maintain warnings for the patient selected.

-  **View Mail for Patient** - Select to display, read and process any incoming messages for the patient.
-  **Future and Recent Appointments** - Displays any future booked appointments and any past appointments in the last month. If the patient has no previous or future appointments within this time period, you are prompted that 'nnnnnn has no future appointments'.
-  **Label Trace** - Shortcut to the third-party Label Trace Application, also accessible from **Add - External Applications - Launch - Label Trace**.
-  **Close All**, select to close Consultation Manager.

Summary menu



List menu



Task menu

